

Electric forklift

15/18/20BT-9U

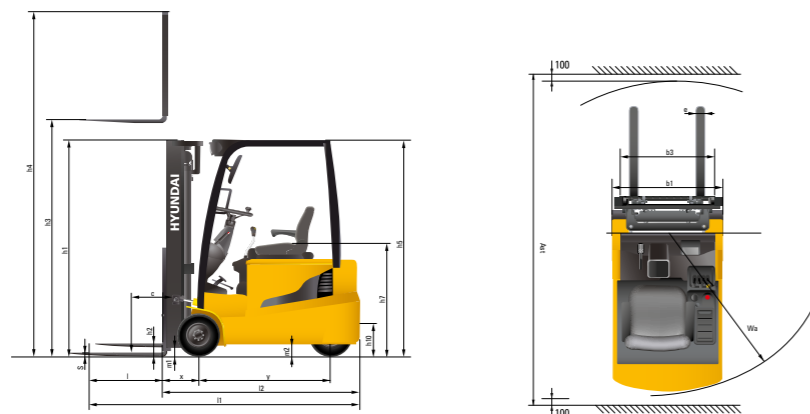


SPECIFICATIONS

Main characteristics					
1.1	Manufacturer (abbreviation)		Hyundai	Hyundai	Hyundai
1.2	Manufacturer's type designation		15BT-9U	18BT-9U	20BT-9U
1.3	Drive : Electric (battery or mains), Diesel, Petrol, Fuel Gas		Electric	Electric	Electric
1.4	Type of operation: Hand, Pedestrian, Standing, Seated, Order-Picker		Seated	Seated	Seated
1.5	Load Capacity / Rated Load	kg	1500	1800	2000
1.6	Load Center Distance	c mm	500	500	500
1.8	Load Distance, Center Of Drive Axle To Fork	x mm	380	380	380
1.9	Wheelbase	y mm	1345	1430	1430

Weights					
2.1	Service weight	kg	3118	3407	3542
2.2	Axle loading, loaded front/rear	kg	4129/489	4642/565	4956/586
2.3	Axle loading, unloaded front/rear	kg	1654/1464	1741/1666	1725/1817

Tyres & chassis					
3.1	Tyres : Solid Rubber, Superelastic, Pneumatic, Polyurethane		SE	SE	SE
3.2	Tyre size, front		18x7-8	200/50-10	200/50-10
3.3	Tyre size, rear		15x4.5-8	15x4.5-8	15x4.5-8
3.5	Wheels, number front/rear (X = Driven Wheels)		2x/2	2x/2	2x/2
3.6	Tread, front	mm	895	905	905
3.7	Tread, rear	mm	184	184	184



Dimensions					
4.1	Tilt of mast/fork carriage forward/backward	degree	5/7	5/7	5/7
4.2	Height, mast lowered	h1 mm	2120	2120	2120
4.3	Free lift	h2 mm	35	35	40
4.4	Lift height	h3 mm	3330	3330	3330
4.5	Height, mast extended	h4 mm	4320	4320	4320
4.7	Height of overhead guard (cabin)	h5 mm	2065 (2111)	2065 (2111)	2065 (2111)
4.8	Seat height / stand height rel. to sip	h7 mm	1090	1090	1090
4.12	Coupling height	h10 mm	520	520	520
4.19	Overall length	l1 mm	2800	2890	2925
4.20	Length to face of forks	l2 mm	1900	1990	2025
4.21	Overall width	b1 mm	1074	1105	1105
4.22	Fork dimensions	s x e x l mm	40x100x900	40x100x900	40x100x900
4.23	Fork carriage ISO 2328, class / type A, B		2A	2A	2A
4.24	Fork carriage width	b3 mm	1006	1006	1006
4.31	Ground clearance, below mast, loaded	m1 mm	89	89	89
4.32	Ground clearance, center of wheelbase	m2 mm	95	95	95
4.33	Aisle width for pallets 1000 X 1200 crossways (L X W)	Ast mm	3245	3335	3365
4.34	Aisle width of pallets 800 X 1200 crossways (W X L)	Ast mm	3370	3460	3490
4.35	Turning radius	Wa mm	1540	1630	1660

Performance data					
5.1	Travel speed, loaded/unloaded	km/h	16/16	16/16	16/16
5.2	Lift speed, loaded/unloaded	mm/s	400/550	400/550	400/550
5.3	Lowering speed, loaded/unloaded	mm/s	550/450	550/450	550/450
5.6	Max. drawbar pull, loaded/unloaded	N	15102/14759	15190/14710	14367/14043
5.8	Max. gradeability, loaded/unloaded	%	29.5/-	27.5/-	24.5/-
5.10	Service brake		Hydr.	Hydr.	Hydr.

Electric motor					
6.1	Drive motor rating S2 60 Min	kW	5.4x2	5.4x2	5.4x2
6.2	Lift motor rating at S3 15%	kW	14.9	14.9	14.9
6.4	Battery voltage, nominal capacity K5	V/Ah	48/440	48/510	48/510
6.5	Battery weight (Min.)	kg	820	1000	1000
6.6	Energy consumption acc. to VDI cycle	kWh/h	5	5	5
6.7	Battery compartment dimensions L/W/H	mm	983/553/650	983/638/650	983/638/650

Additional data					
8.1	Type of drive control	AC	AC	AC	AC
8.2	Operating pressure, system/attachments	bar	190/130	190/130	190/130
8.3	Oil volume for attachments	LPM	26	26	26

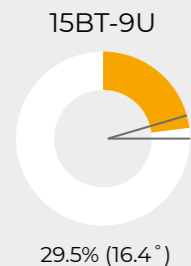
STANDARD AND OPTIONAL EQUIPMENT

Equipment	STD	OPT
Fork (mm) :		
40x100x900	•	
40x100x950		•
40x100x1000		•
40x100x1050		•
40x100x1150		•
40x100x1200		•
40x100x1350		•
40x100x1500		•
40x100x1600		•
Integral sideshift		•
Integral fork-positionner (revolution-kit)		•
Fingertip control		•
Directional switch on steering column		•
Tyre: non-marking / wide tyre [15BT-9U : front tyre (200 / 50-10)]		•
Basic cold storage (at max. -30°C ambient temperature)		•

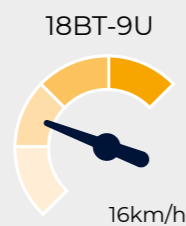
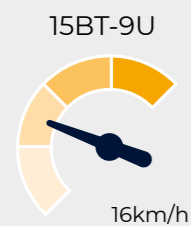
Equipment	STD	OPT
M.C.V.:		
3-spool	•	
4-spool		•
Auto fork leveling		•
Beacon lamp		•
Load indicator		•
Work lamp: LED		•
Blue Spot		•
Full and semi-cabin		•
Rear view and/or front view camera		•
Red-zone light		•
Top-loader battery exchange system		•
Drive-in rack head guard		•
Seat-belt interlock		•

GRADEABILITY AND TRAVEL SPEED

Maximum gradeability (loaded)



Maximum travel speed (unloaded)



MAST SPECIFICATIONS

15BT-9U														
Mast type	Maximum fork height	Maximum mast height, extended with backrest	Overall height (lowered)	Free lift height		Without load backrest (3/4-SPOOL)	Tilt angle		Load capacity w/o side shift	Load capacity integral side shift	Load capacity hook-on side shift	Maximum lifting height with rated capacity STD attachment	Truck weight (unloaded)	
				With load backrest	Without load backrest		Fwd	Bwd						
				mm	mm		deg	deg						
2-stage limited free lift	V270	2730	3720	1822	35	35	35	5	7	1500	1460	1440	2730	3103
	V300	3030	4020	1972	35	35	35	5	7	1500	1460	1440	3030	3123
	*V330	3330	4320	2122	35	35	35	5	7	1500	1460	1440	3330	3143
	V350	3530	4520	2222	35	35	35	5	7	1500	1460	1440	3530	3156
	V370	3730	4720	2322	35	35	35	5	7	1500	1460	1440	3730	3169
	V400	4030	5020	2472	35	35	35	5	7	1450	1420	1400	3600	3193
	V450	4530	5520	2822	35	35	35	5	5	1400	1360	1340	3400	3261
	V500	5030	6020	3072	35	35	35	5	5	1350	1320	1300	3300	3294
2-stage full free lift	VS300	3030	4023	1972	972	1507	1312	5	5	1500	1460	1440	3030	3161
	VS330	3330	4323	2122	1122	1507	1312	5	5	1500	1460	1440	3330	3183
3-stage full free lift	TF370	3740	4733	1772	772	1205	1065	5	5	1470	1440	1420	3300	3238
	TF400	4040	5033	1872	872	1305	1165	5	5	1450	1410	1390	3200	3258
	TF/TS430	4340	5333	1972	972	1405	1265	5	5	1400	1360	1340	3200	3278
	TF/TS450	4540	5533	2072	1072	1555	1415	5	5	1370	1340	1320	3100	3297
	TF/TS470	4740	5733	2122	1122	1555	1415	5	5	1350	1320	1300	3100	3308
	TF/TS500	5040	6033	2222	1222	1515	1515	5	5	1300	1270	1250	3000	3328
	TF/TS550	5540	6533	2422	1422	1905	1765	5	5	1250	1220	1200	2900	3367
	TF/TS600	6040	7033	2622	1622	2105	1965	5	5	1170	1150	1130	2800	3431
	TF/TS650	6540	7533	2822	1822	2285	2145	3	3	900	870	850	2600	3476
	TF/TS700	7040	8033	3022	2022	2465	2325	3	3	650	630	610	2500	3514

18BT-9U														
Mast type	Maximum fork height	Maximum mast height, extended with backrest	Overall height (lowered)	Free lift height		Without load backrest (3/4-SPOOL)	Tilt angle		Load capacity w/o side shift	Load capacity integral side shift	Load capacity hook-on side shift	Maximum lifting height with rated capacity STD attachment	Truck weight (unloaded)	
				With load backrest	Without load backrest		Fwd	Bwd						
				mm	mm		deg	deg						
2-stage limited free lift	V270	2730	3235	1824	35	35	35	5	7	1800	1750	1730	2730	3387
	V300	3030	3535	1974	35	35	35	5	7	1800	1750	1730	3030	3406
	*V330	3330	3835	2124	35	35	35	5	7	1800	1750	1730	3330	3427
	V350	3530	4035	2224	35	35	35	5	7	1800	1750	1730	3530	3440
	V370	3730	4235	2324	35	35	35	5	7	1800	1750	1730	3730	3452
	V400	4030	4535	2474	35	35	35	5	7	1750	1700	1680	3730	3477
	V450	4530	5035	2824	35	35	35	5	5	1700	1660	1640	3600	3544
	V500	5030	5535	3074	35	35	35	5	5	1600	1560	1540	3500	3578
2-stage full free lift	VS300	3030	4023	1974	981	1479	1339	5	5	1800	1800	1730	3030	3445
	VS330	3330	4323	2124	1131	1479	1489	5	5	1800	1770	1730	3330	3466
3-stage full free lift	TF370	3740	4733	1774	781	1205	1065	5	5	1750	1700	1680	3500	3522
	TF400	4040	5033	1874	881	1205	1165	5	5	1700	1650	1630	3400	3542
	TF/TS430	4340	5333	1974	981	1205	1265	5	5	1650	1610	1590	3300	3562
	TF/TS450	4540	5533	2074	1081	1555	1415	5	5	1620	1580	1560	3250	3581
	TF/TS470	4740	5733	2124	1131	1555	1415	5	5	1600	1550	1530	3200	3592
	TF/TS500	5040	6033	2224	1231	1655	1515	5	5	1550	1510	1490	3150	3612
	TF/TS550	5540	6533	2424	1431	1905	1765	5	5	1450	1410	1390	3100	3651
	TF/TS600	6040	7033	2624	1631	2105	1965	5	5	1170	1150	1130	3000	3715
	TF/TS650	6540	7533	2824	1831	2285	2145	3	3	1050	1030	1010	2850	3759
	TF/TS700	7040	8033	3024	2031	2499	2359	3	3	800	780	760	2700	3798

* TS-Mast : wide visible 3-stage full free lift mast with 2 free lift cylinders.

* : Standard

Load capacity values in above tables are calculated with: battery weight: 820 kg or above, single tyres, 900 mm fork

MAST SPECIFICATIONS

20BT-9U														
Mast type	Maximum fork height	Maximum mast height, extended with backrest	Overall height (lowered)	Free lift height		Without load backrest (3/4-SPOOL)	Tilt angle		Load capacity w/o side shift	Load capacity integral side shift	Load capacity hook-on side shift	Maximum lifting height with rated capacity STD attachment	Truck weight (unloaded)	
				With load backrest	Without load backrest		Fwd	Bwd						
				mm	mm		mm	mm						deg
2-stage limited free lift	V270	2730	3235	1824	40	40	40	5	7	2000	1940	1920	2730	3521
	V300	3030	3535	1974	40	40	40	5	7	2000	1940	1920	3030	3540
	*V330	3330	3343	2124	40	40	40	5	7	2000	1940	1920	3330	3561
	V350	3530	4035	2224	40	40	40	5	7	2000	1940	1920	3530	3574
	V370	3730	4235	2324	40	40	40	5	7	2000	1940	1920	3730	3586
	V400	4030	4535	2474	40	40	40	5	7	1950	1900	1880	3600	3611
	V450	4530	5035	2824	40	40	40	5	5	1850	1800	1780	3400	3678
	V500	5030	5535	3074	40	40	40	5	5	1800	1750	1730	3300	3712
2-stage full free lift	VS300	3030	4023	1974	986	1516	1344	5	5	2000	2000	1920	3030	3579
	VS330	3330	4323	2124	1136	1516	1494	5	5	2000	1960	1920	3330	3600
3-stage full free lift	TF370	3740	4733	1774	786	1210	1070	5	5	1950	1900	1880	3300	3656
	TF400	4040	5033	1874	886	1310	1170	5	5	1900	1850	1830	3200	3676
	TF/TS430	4340	5333	1974	986	1410	1270	5	5	1850	1810	1790	3100	3696
	TF/TS450	4540	5533	2074	1086	1560	1420	5	5	1820	1790	1770	3050	3715
	TF/TS470	4740	5733	2124	1136	1560	1420	5	5	1800	1760	1740	3000	3726
	TF/TS500	5040	6033	2224	1236	1660	1520	5	5	1750	1710	1690	3000	3746
	TF/TS550	5540	6533	2424	1436	1910	1770	5	5	1700	1660	1640	2950	3785
	TF/TS600	6040	7033	2624	1636	2110	1970	5	5	1550	1520	1500	2850	3849
	TF/TS650	6540	7533	2824	1836	2290	2150	3	3	1200	1170	1150	2750	3893
	TF/TS700	7040	8033	3024	2036	2504	2364	3	3	1050	1030	1010	2600	3932

* TS-Mast : wide visible 3-stage full free lift mast with 2 free lift cylinders.

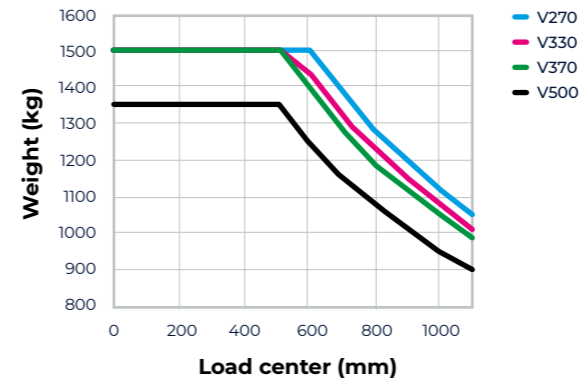
Load capacity values in above table are calculated with: battery weight: 820 kg or above, single tyres, 900 mm fork

* : Standard

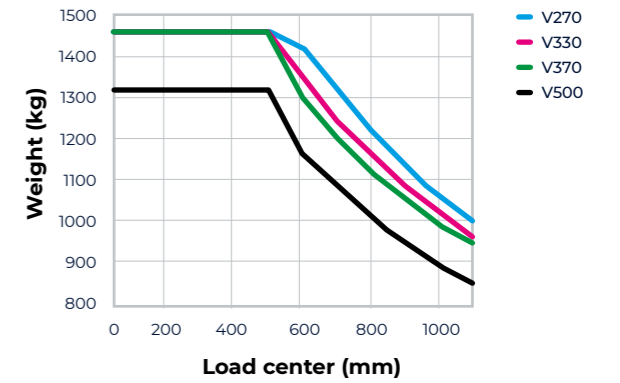
LOAD CAPACITY

15BT-9U

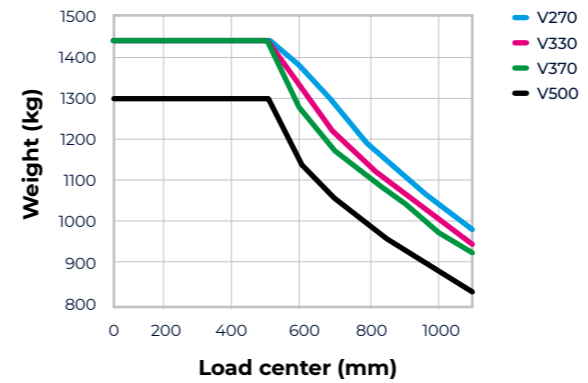
V-Mast / Single solid / 900 mm fork / No attachment



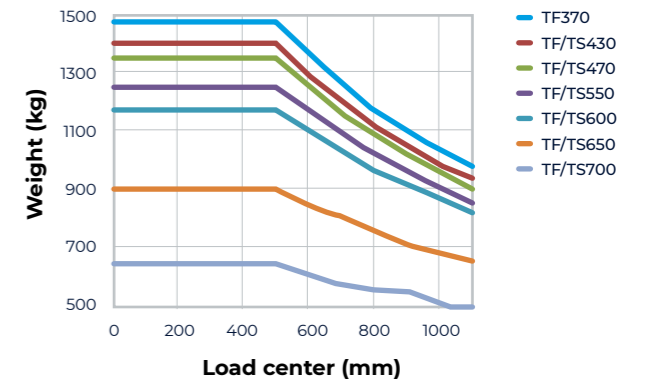
V-Mast / Single solid / 900 mm fork / INT. side shift



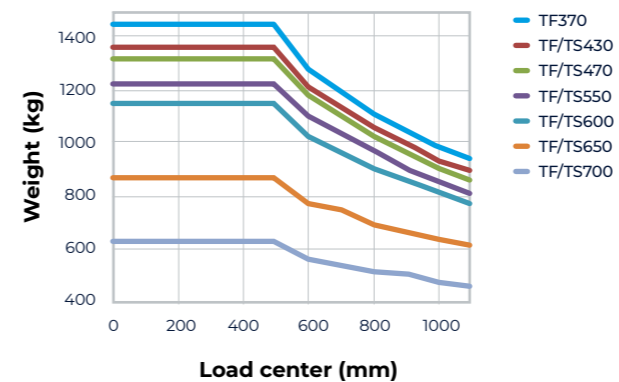
V-Mast / Single solid / 900 mm fork / Hook-on side shift



TF/TS-Mast / Single solid / 900 mm fork / No attachment



TF/TS-Mast / Single solid / 900 mm fork / INT. side shift



TF/TS-Mast / Single solid / 900 mm fork / Hook-on side shift

