

Damp wiping with spray



10234 Brilant
spray bottle 0.5l



80975 KeyCar Medium SA

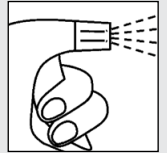
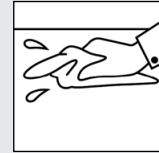


12400 Brilant
10l container








82142 Microwit SOFT
blue

Damp wiping with spray



Description

Definition/Objective	To remove loose and easily removable dirt from the surface with a damp cleaning cloth . The surface dries immediately.	
Preparatory work		Select suitable products to match the surface to be cleaned (type / square metres) and the type of soiling.
		Put up the warning sign.
		Fill the spray bottle with cleaning product in accordance with the dosing instructions.
Main task		Spray a small amount of the cleaning solution onto the folded cloth.
		Use the moistened area of the cloth to wipe down the surface. Change the cloth face when it gets dirty and moisten another area of the cloth using the spray bottle.
		Replace the cloth once all cloth areas have been used. Dispose of the disposable cloth.
		Perform a visual check.
Final steps		Remove the warning sign.
		Dispose of any waste.
		Wash the used cloths in the washing machine.
		Clean the cleaning materials and replace as needed.
Comments	<ul style="list-style-type: none"> - Wear the personal protective equipment (PPE) required by company regulations, safety data sheets and / or instructions for use. - Always check in advance which product meets your requirements (see Wetrok Cleaning & Care Instructions). - Wetrok AG accepts no liability for damage caused by improper use or incorrect product selection. 	